



Charlotte Moss ENTERTAINS

RIZZOLI
NEW YORK



IT'S ALL
IN THE
DETAILS



Linens

For linens, as with china, my eyes are always peeled for new ideas, colors, and patterns for myself and my clients. Linens allow you to personalize your table, and for less of an investment than your china. Changing the colors and patterns of your linens with your china creates new stories every time you set the table. Keeping it simple on a daily basis doesn't mean it has to be the same everyday. Changing it up not only enhances the look of the table but also adds a sense of anticipation about the next meal—another opportunity to create beauty.

Whether you are all about linens in pure white, in solid hot colors, patterned, or strictly embroidered, the possibilities are endless as are the combinations. Every day you have a chance to decorate your table; and by embracing this idea and putting it into practice, over time you will unknowingly do it with ease and confidence. For years I have been mixing antique white napkins with everything I own, and will be doing it for years to come. As I said earlier, buying a beautiful set of white napkins for your linen closet will be the foundation to your collection, if you are so inclined. You have to start somewhere, so let it begin here. Before long you will find yourself eyeing variations on the theme, or branching out for something new altogether—I guarantee it.





Embroidered monogram in white thread on a red fabric.

Embroidered monogram in white thread on a white fabric.

Embroidered monogram in white thread on a green fabric.

Embroidered monogram in red thread on a white fabric.

Embroidered monogram in white thread on a beige fabric, with a decorative scalloped border.

Embossed monogram in white thread on a white fabric.

Embroidered monogram in white thread on a light blue fabric.

Embroidered monogram in red thread on a white fabric.

Embroidered monogram in green thread on a white fabric.

Embroidered monogram in green thread on a white fabric.

Embossed monogram in white thread on a white fabric.



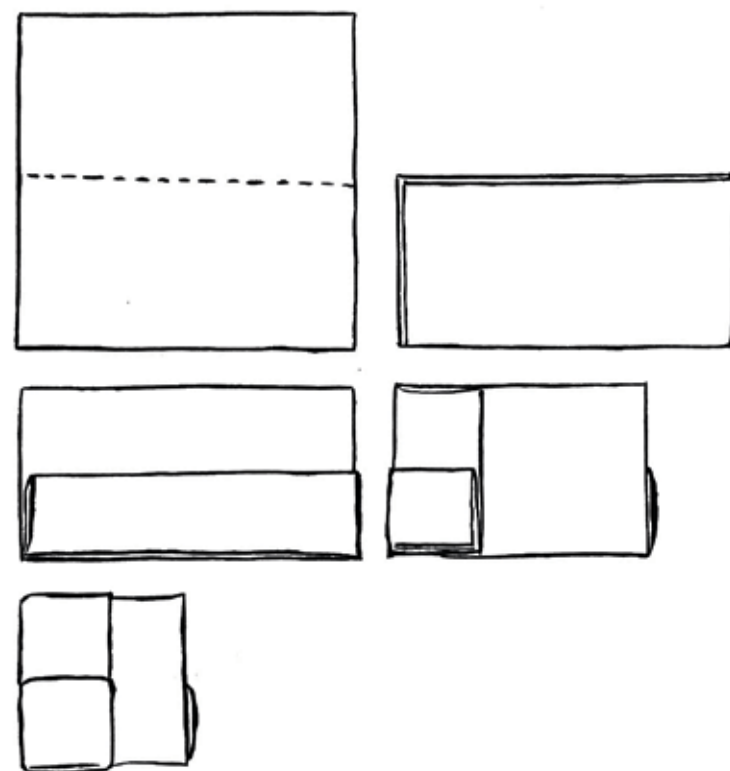
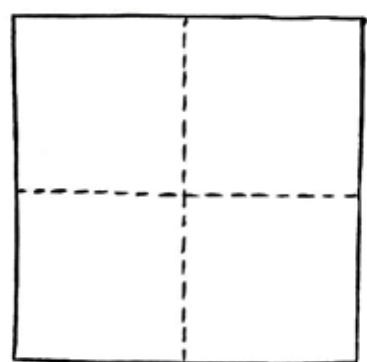
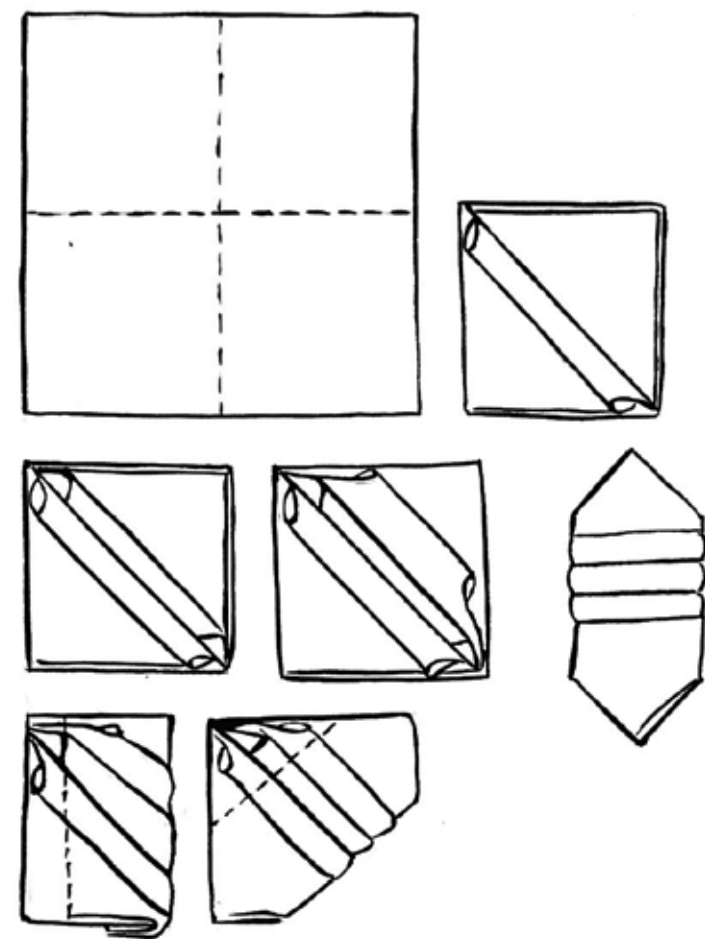
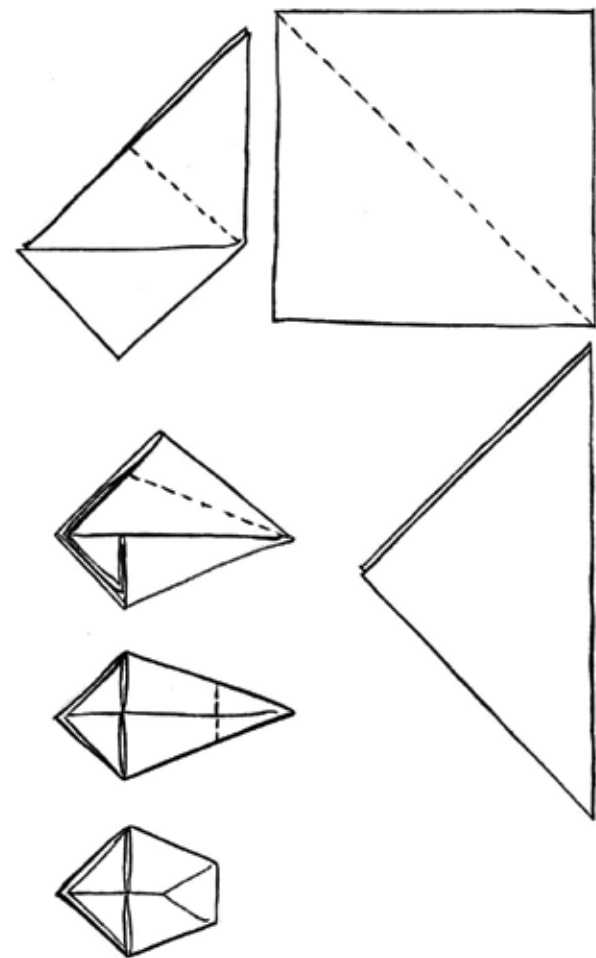
“ I’d rather not eat than eat off
an ugly plate. ”

– VALENTINO











Place Cards

A designated seat at a meal is one of the many elements of a party that sets the scene. Show that you made the extra effort and thoughtfully considered the best seat for each guest.

Tented place cards are available in a variety of colors and designs. You can handwrite them yourself or have them calligraphed, but please no typing!

When it comes to placement, mix up the bankers with the ballerinas, artists with lawyers, media moguls with yoga instructors. Whether a seated dinner or a buffet with table seating, get out your Post-it notes. Put a name on each one and move them around until you hear yourself say, "Perfect, I've got it."



“The effect of effortless spontaneity often requires extensive planning.”

—RUSSELL PAGE

